

## Noninvasive



Flow



Resistance



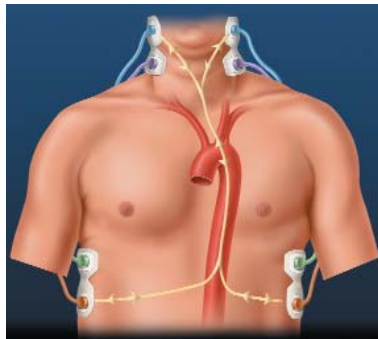
Contractility



Fluid

### Impedance Cardiography (ICG)

- 4 Dual Sensors
- 5 Minute Test
- Easy to Interpret



Medicare  
Covered





### Clinical Applications

#### Select and titrate medications:

- **Heart Failure**  
Identifies patients at over 7 times the risk for death or hospitalization<sup>1</sup>
- **Dyspnea**  
Changes therapy 39% of the time<sup>2</sup>
- **Resistant Hypertension**  
Results in 70% improvement in blood pressure control<sup>3</sup>



# Thera Trak™ Status Report

<b>ID:</b> 07075 <b>DOB:</b> 09/13/1947 <b>Age:</b> 58 <b>Male</b> 6 ft 1 in 238 lbs BSA: 2.32 m <sup>2</sup>		<b>Physician Associates</b> San Diego, CA							
<b>Operator:</b> Karen <b>Label:</b>		<b>DRUG</b> DOSE Furosemide 20 mg qd Enalapril 10 mg qd Carvedilol 12.5 mg bid							
<b>Interpretation / Medication Change:</b> Increased TFC and SVRI; SI and CI lower from prior visit. Plan: increase Furosemide to 40 mg qd, Enalapril to 10 mg bid.									
<b>Signature:</b>  <b>Physician:</b> John Smith M.D.									
ABBR.	NAME	PREVIOUS 01/08/2006 11:27:24 AM	CURRENT 01/31/2006 03:41:39 PM	UNITS	LOW	NORMAL	HIGH	NORMAL RANGE	
HR	Heart Rate	66	64	beats/min				58 - 86	
BP	Systolic/Diastolic (Mean)	130/80 (97)	134/82 (99)	mmHg				70 - 105	
SI	Stroke Index	41	33	ml/beat/m <sup>2</sup>				35 - 65	
CI	Cardiac Index	2.7	2.1	L/min/m <sup>2</sup>				2.5 - 4.2	
SVRI	Systemic Vascular Resistance Index	2696	3543	dyne sec cm <sup>-5</sup> m <sup>2</sup>				1680 - 2580	
STR	Systolic Time Ratio (PEP/LVET)	0.62 (158/255)	0.64 (154/240)	unitless				0.30 - 0.50	
TFC	Thoracic Fluid Content	33.1	39.2	kolms <sup>1</sup>				30.0 - 50.0	
ECG									
ICG Delta Z									
ECG: 6.4 mm/mv ICG: 81 mm/ohm		Data Avg: 10 beats Data Update: 10 beats		Signal Status: Good		ICG Status Report			

Sample report. Not intended for diagnosis or treatment.

## Standard Vital Signs



Flow



Resistance



Contractility



Fluid